

HARTSVILLE/TROUSDALE COUNTY METROPOLITAN GOVERNMENT

EMERGENCY SERVICES COMMITTEE

*Lesley Overman, Chair
David Thomas, Vice Chair*

*Brian Crook, Secretary
Richard Johnson*

*David Nollner
Amber Russell*

Ex-Officio members by position, non voting

*Matt Batey, EMA/EMS
Daniel Harris, Rescue*

*Mark Beeler Vol Fire
Ray Russell, Sheriff*

*Wayland Cothron, Chief Deputy
Dr. J. Ray Pinkston, MD Med Ex*

JUNE 7, 2023 | 6:00PM | TC COMMUNITY CENTER

Agenda

1. Call to Order
2. Review Minutes from April 12, 2023
3. Discussion Items
 - A. Department Reviews
 - 1) EMA
 - 2) EMS
 - Monthly Reports
 - Write Offs
 - 3) Fire
 - Monthly reports
 - 4) Rescue
 - Monthly reports
 - B. Other Discussion
4. Public Comments
5. Adjourn

HARTSVILLE/TROUSDALE COUNTY METROPOLITAN GOVERNMENT
EMERGENCY SERVICES COMMITTEE MEETING MINUTES

April 12, 2023

MEMBERS PRESENT

LESLEY OVERMAN, CHAIR

BRIAN CROOK, SECRETARY

DAVID NOLLNER

DAVID THOMAS, VICE CHAIR

RICHARD JOHNSON

AMBER RUSSELL

EX-OFFICIO MEMBERS BY POSITION, NON-VOTING PRESENT

Matt Batey Mayor Jack McCall Mark Beeler Ray Russell

Meeting was opened by Chairman Lesley Overman

Minutes from previous meeting had been passed out prior to meeting and were read for corrections or amendments.

David Thomas made the motion to approve, Richard Johnson seconded the motion.

EMA/EMS Director Matt Batey stated there aren't any new updates with EMA. Batey also gave updates regarding EMS. The average response time for the month of March was 6.8 minutes. There were 23 transports to TMC and 21 transports from TMC. Batey also advised he is waiting on another paramedic to be hired.

Brian Crook asked the mayor about the status of hiring the new paramedic, and the mayor advised he would have an answer by Tuesday. Batey said the overtime would go down after he is hired.

Next on the agenda Fire Chief Mark Beeler gave updates on upcoming training and gave a list of items the department will be needing. Turn out gear, foam, ladders etc. Beeler also said the Fire Grant was approved and already deposited into the account. Beeler advised that he needs additional funds to purchase what the department needs.

Matt Batey gave a brief update for rescue. All the driver training was completed. One member completed the basic dive class. One member is scheduled to go to swift water rescue this year. More training is scheduled throughout the year. Rescue is still in need of a vehicle and is waiting on the state to release pricing.


Interim Fire Chief Mark Beeler gave an update on the brush truck. Mayor Jack McCall decided to keep the wrecked brush truck and take a payment of \$174,033 against the recommendation of the committee. Brian Crook asked the mayor if the commission had voted on this matter and the mayor advised it wasn't a commission issue.

Motion to adjourn made by Brian Crook seconded by Amber Russell

Hartsville-Trousdale Co Government
 Statement of Expenditures Summary by Obj by Fund
 May 2023

Fund : 101 General

| Account Number | Account Description | Budget Amount | Budget Amendments | Amended Budget | Month-to-Date Expenditures | Year-to-Date Expenditures | Outstanding Encumbrances | Unencumbered Balance | % Of Budget Exp |
|------------------------|-----------------------------------|---------------------|-------------------|---------------------|----------------------------|---------------------------|--------------------------|----------------------|-----------------|
| 50000 | General Government | | | | | | | | |
| 54000 | Public Safety | | | | | | | | |
| 54490 | Other Emergency Management | | | | | | | | |
| 105 | Supervisor/Director | (75,060.00) | 0.00 | (75,060.00) | 5,773.86 | 63,512.46 | 0.00 | (11,547.54) | 84.62% |
| 106 | Deputy(Ies) | (31,569.00) | 31,500.00 | (69.00) | 0.00 | 45.32 | 0.00 | (23.68) | 65.68% |
| 201 | Social Security | (6,611.00) | 0.00 | (6,611.00) | 341.36 | 3,777.42 | 0.00 | (2,833.58) | 57.14% |
| 204 | State Retirement | (4,414.00) | 0.00 | (4,414.00) | 339.50 | 3,734.50 | 0.00 | (679.50) | 84.61% |
| 212 | Employer Medicare | (1,546.00) | 0.00 | (1,546.00) | 79.83 | 883.42 | 0.00 | (662.58) | 57.14% |
| 307 | Communication | (1,000.00) | 0.00 | (1,000.00) | 69.95 | 699.50 | 0.00 | (300.50) | 69.95% |
| 320 | Dues And Memberships | 0.00 | 0.00 | 0.00 | 0.00 | 55.00 | 0.00 | 55.00 | 100.00% |
| 355 | Travel | (500.00) | 0.00 | (500.00) | 0.00 | 0.00 | 0.00 | (500.00) | 0.00% |
| 451 | Uniforms | (500.00) | 0.00 | (500.00) | 0.00 | 328.95 | 0.00 | (171.05) | 65.79% |
| 499 | Other Supplies And Materials | (500.00) | 0.00 | (500.00) | 0.00 | 0.00 | 0.00 | (500.00) | 0.00% |
| 524 | In Service/Staff Developement | 0.00 | 0.00 | 0.00 | 0.00 | 350.00 | 0.00 | 350.00 | 100.00% |
| 708 | Communication Equipment | (1,000.00) | 0.00 | (1,000.00) | 0.00 | 0.00 | 0.00 | (1,000.00) | 0.00% |
| 790 | Other Equipment | (5,000.00) | (5,031.00) | (10,031.00) | 0.00 | 0.00 | 0.00 | (10,031.00) | 0.00% |
| Total 54490 | Other Emergency Management | (127,700.00) | 26,469.00 | (101,231.00) | 6,604.50 | 73,386.57 | 0.00 | (27,844.43) | 72.49% |
| Total 54000 | Public Safety | (127,700.00) | 26,469.00 | (101,231.00) | 6,604.50 | 73,386.57 | 0.00 | (27,844.43) | 72.49% |
| Total 50000 | General Government | (127,700.00) | 26,469.00 | (101,231.00) | 6,604.50 | 73,386.57 | 0.00 | (27,844.43) | 72.49% |
| Total For Fund: | 101 | (127,700.00) | 26,469.00 | (101,231.00) | 6,604.50 | 73,386.57 | 0.00 | (27,844.43) | 72.49% |



TROUSDALE COUNTY EMERGENCY SERVICES

95 RIVER VALLEY DR | HARTSVILLE, TN 37074

615-374-9503 | 615-374-4383

Matthew L Batey, Director / Chief

matthew.batey@trousdalecountyttn.gov

Date: **5/2/2023**

EMS MONTHLY REPORT FOR: **April 2023**

NUMBER OF CALLS FOR THE MONTH: **127**

NUMBER OF PERSONS TRANSPORTED: **95**

AVERAGE RESPONSE TIME: **7.2**

TRANSPORTED TO TROUSDALE MEDICAL: **20**

TRANSFERRED TO OTHER FACILITIES: **107**

PATIENT REVENUE BILLED: **84,091.58**

PATIENT REVENUE COLLECTED: **36,756.96**

TOTAL FISCAL YEAR REVENUE: **450,988.47**

PAYMENTS RECEIVED BY INSURANCE TYPES

MEDICARE: **6,527.68**

AMERICHoice: **2,960.33**

AMERIGROUP: **1,127.50**

BLUECARE: **0.00**

BCBS: **2,720.61**

PRISON: **7,397.08**

SELF PAY: **4,591.54**

OTHER MISC: **11,432.22**

AMBULANCES STAFFED EACH DAY: **2**

CALLS BY TYPE

911 EMERGENCIES: **107**

NON-EMERGENCIES: **30**

DIALYSIS TRANSPORTS: **0**

RESCUE ASSIST: _____

TROUSDALE COUNTY EMS

May 01, 2023 10:26:10 AM

Operations Report

Page 2 of 3

Period 10 (23-10)


April 2023(Status:Not Closed)

Cash

| | This Fiscal Year | | Last Fiscal Year | |
|----------------------------|------------------|---------------|------------------|--------------|
| | Month | Year To Date | Month | Year To Date |
| Total Expenses | \$0.00 | \$0.00 | \$0.00 | \$0.00 |
| Total Non-Transports | 0 | 0 | 0 | 0 |
| Total Transports | 95 | 1003 | 103 | 989 |
| Total Cash | \$36,756.96 | \$450,988.47 | \$37,954.02 | \$423,800.14 |
| <hr/> | | | | |
| Cash - Adjusted YTD | \$0.00 | \$0.00 | \$0.00 | \$0.00 |
| Total Cash Adjusted | \$0.00 | \$0.00 | \$0.00 | \$0.00 |
| <hr/> | | | | |
| Total Disc. And W/O | \$38,775.58 | \$458,068.11 | \$33,410.67 | \$443,557.63 |
| Disc. And W/O Adjusted YTD | \$0.00 | (\$300.00) | \$0.00 | \$0.00 |
| Total Disc. W/O Adjusted | (\$1,877.60) | (\$3,015.60) | \$0.00 | (\$3,400.60) |
| Total Charges | \$84,091.58 | \$877,367.62 | \$88,627.50 | \$846,217.72 |
| Charges - Adjusted YTD | \$0.00 | \$0.00 | \$0.00 | \$18.09 |
| Total Charges Adjusted | \$0.00 | \$0.00 | \$0.00 | (\$501.30) |
| A/R Balance | \$10,436.64 | (\$41,304.32) | \$17,262.81 | \$1,117.17 |
| <hr/> | | | | |
| Cash Per Transport | \$386.92 | \$449.64 | \$368.49 | \$428.51 |
| Cost Per Call | \$0.00 | \$0.00 | \$0.00 | \$0.00 |
| Collection Rate | 44% | 51% | 43% | 50% |

Discounts and WriteOffs

| | This Fiscal Year | | Last Fiscal Year | |
|-----------------------------|------------------|---------------|------------------|---------------|
| | Month | Year To Date | Month | Year To Date |
| Discount | \$0.00 | \$0.00 | \$0.00 | \$0.00 |
| Refund - Interest | \$0.00 | \$0.00 | \$0.00 | \$0.00 |
| WriteOff - Auto Insurance | \$0.00 | \$0.00 | \$0.00 | \$0.00 |
| WriteOff - Bad Debt | \$16,029.92 | \$122,020.33 | \$0.00 | \$80,879.58 |
| WriteOff - Charity | \$0.00 | \$3,530.60 | \$0.00 | \$9,685.80 |
| WriteOff - Contract | \$0.00 | \$257.71 | \$0.00 | \$0.00 |
| Contractual - Insurance | \$14,994.27 | \$218,164.49 | \$19,922.96 | \$196,447.86 |
| Contractual - Medicaid | \$2,422.44 | \$18,466.99 | \$2,647.87 | \$21,639.87 |
| Contractual - Medicare | \$5,328.95 | \$78,286.54 | \$7,966.04 | \$101,844.45 |
| WriteOff - Other | \$0.00 | \$15,896.14 | \$2,873.80 | \$28,102.93 |
| WriteOff - Self Pay | \$0.00 | \$0.00 | \$0.00 | \$285.00 |
| WriteOff - Timely Filing | \$0.00 | \$0.00 | \$0.00 | \$0.00 |
| WriteOff - Workers Comp | \$0.00 | \$1,145.31 | \$0.00 | \$2,794.54 |
| <hr/> | | | | |
| Total - (Minus Discount) | \$38,775.58 | \$457,768.11 | \$33,410.67 | \$441,680.03 |
| Adj. Collection Rate | 59.92% | 80.18% | 65.34% | 80.53% |



TROUSDALE COUNTY EMERGENCY SERVICES

95 RIVER VALLEY DR | HARTSVILLE, TN 37074

615-374-9503 | 615-374-4383

Matthew L Batey, Director / Chief

matthew.batey@trousdalecountyttn.gov

Date: **6/1/2023**

EMS MONTHLY REPORT FOR: **May 2023**

NUMBER OF CALLS FOR THE MONTH: **120**

NUMBER OF PERSONS TRANSPORTED: **88**

AVERAGE RESPONSE TIME: **6.7**

TRANSPORTED TO TROUSDALE MEDICAL: **18**

TRANSFERRED FROM TROUSDALE MEDICAL **19**

TRANSFERRED TO OTHER FACILITIES: **102**

PATIENT REVENUE BILLED: **74,009.04**

PATIENT REVENUE COLLECTED: **49,495.54**

TOTAL FISCAL YEAR REVENUE: **500,484.01**

PAYMENTS RECEIVED BY INSURANCE TYPES

MEDICARE: **4,866.69**

AMERICHOICE: **3,306.65**

AMERIGROUP: **2,219.37**

BLUECARE: **2,572.76**

BCBS: **1,569.77**

PRISON: **20,009.92**

SELF PAY: **3,120.18**

OTHER MISC: **11,830.20**

AMBULANCES STAFFED EACH DAY: **2**

CALLS BY TYPE

911 EMERGENCIES: **101**

NON-EMERGENCIES: **19**

DIALYSIS TRANSPORTS: **0**

RESCUE ASSIST: _____

TROUSDALE COUNTY EMS

Operations Report

Period 11 (23-11)

May 2023(Status:Not Closed)

Cash

| | This Fiscal Year | | Last Fiscal Year | |
|----------------------------|------------------|---------------|------------------|--------------|
| | Month | Year To Date | Month | Year To Date |
| Total Expenses | \$0.00 | \$0.00 | \$0.00 | \$0.00 |
| Total Non-Transports | 0 | 0 | 0 | 0 |
| Total Transports | 88 | 1091 | 82 | 1071 |
| Total Cash | \$49,495.54 | \$500,484.01 | \$40,316.51 | \$464,116.65 |
| Cash - Adjusted YTD | \$0.00 | \$0.00 | \$0.00 | \$0.00 |
| Total Cash Adjusted | \$0.00 | \$0.00 | \$0.00 | \$0.00 |
| Total Disc. And W/O | \$50,522.33 | \$508,590.44 | \$40,233.76 | \$483,791.39 |
| Disc. And W/O Adjusted YTD | \$0.00 | (\$300.00) | \$0.00 | \$0.00 |
| Total Disc. W/O Adjusted | \$0.00 | (\$3,015.60) | \$0.00 | (\$3,400.60) |
| Total Charges | \$74,009.04 | \$951,376.66 | \$71,047.62 | \$917,265.34 |
| Charges - Adjusted YTD | \$0.00 | \$0.00 | \$0.00 | \$18.09 |
| Total Charges Adjusted | \$0.00 | \$0.00 | \$0.00 | (\$501.30) |
| A/R Balance | (\$26,008.83) | (\$67,313.15) | (\$9,502.65) | (\$8,385.48) |
| Cash Per Transport | \$562.45 | \$458.74 | \$491.66 | \$433.35 |
| Cost Per Call | \$0.00 | \$0.00 | \$0.00 | \$0.00 |
| Collection Rate | 67% | 53% | 57% | 51% |

Discounts and WriteOffs

| | This Fiscal Year | | Last Fiscal Year | |
|---------------------------|------------------|--------------|------------------|--------------|
| | Month | Year To Date | Month | Year To Date |
| Discount | \$0.00 | \$0.00 | \$0.00 | \$0.00 |
| Refund - Interest | \$0.00 | \$0.00 | \$0.00 | \$0.00 |
| WriteOff - Auto Insurance | \$0.00 | \$0.00 | \$0.00 | \$0.00 |
| WriteOff - Bad Debt | \$15,361.51 | \$137,381.84 | \$11,937.33 | \$92,816.91 |
| WriteOff - Charity | \$0.00 | \$3,530.60 | \$0.00 | \$9,685.80 |
| WriteOff - Contract | \$0.00 | \$257.71 | \$0.00 | \$0.00 |
| Contractual - Insurance | \$29,710.01 | \$247,874.50 | \$17,159.36 | \$213,607.22 |
| Contractual - Medicaid | \$1,057.20 | \$19,524.19 | \$902.49 | \$22,542.36 |
| Contractual - Medicare | \$4,393.61 | \$82,680.15 | \$9,093.38 | \$110,937.83 |
| WriteOff - Other | \$0.00 | \$15,896.14 | \$818.66 | \$28,921.59 |
| WriteOff - Self Pay | \$0.00 | \$0.00 | \$0.00 | \$285.00 |
| WriteOff - Timely Filing | \$0.00 | \$0.00 | \$0.00 | \$0.00 |
| WriteOff - Workers Comp | \$0.00 | \$1,145.31 | \$322.54 | \$3,117.08 |
| Total - (Minus Discount) | \$50,522.33 | \$508,290.44 | \$40,233.76 | \$481,913.79 |
| Adj. Collection Rate | 127.41% | 83.23% | 91.85% | 81.4% |

EMS COLLECTIONS FISCAL YEAR 2022

| | TOTAL CHARGES | WO: BAD DEBT | WO: CHARITY | WO: INSURANCE* | WO: OTHER** | COLLECTED | COLLECTION RATE | COLLECTED not including INSURANCES | COLLECTION RATE W/O INSURANCE |
|-----------|----------------------|---------------------|--------------------|-----------------------|--------------------|-------------------|------------------------|---|--------------------------------------|
| JULY | \$ 75,205 | \$ 7,345 | \$ 2,065 | \$ 39,390 | \$ 5,806 | \$ 20,599 | 27% | \$ 35,815 | 58% |
| AUGUST | 106,364 | 10,164 | 837 | 29,019 | 3,439 | 62,905 | 59% | \$ 77,345 | 81% |
| SEPTEMBER | 82,212 | 11,007 | 601 | 42,376 | 3,708 | 24,520 | 30% | \$ 39,836 | 62% |
| OCTOBER | 95,856 | - | 1,897 | 30,664 | 1,834 | 61,461 | 64% | \$ 65,192 | 94% |
| NOVEMBER | 76,508 | 6,601 | 601 | 29,325 | 3,466 | 36,515 | 48% | \$ 47,184 | 77% |
| DECEMBER | 89,648 | 9,289 | 601 | 36,570 | 2,695 | 40,492 | 45% | \$ 53,078 | 76% |
| JANUARY | 98,189 | 12,945 | 601 | 29,388 | 1,837 | 53,417 | 54% | \$ 68,800 | 78% |
| FEBRUARY | 57,613 | 17,730 | 1,656 | 23,452 | 1,044 | 13,730 | 24% | \$ 34,161 | 40% |
| MARCH | 75,995 | 7,675 | 825 | 29,212 | 4,480 | 33,803 | 44% | \$ 46,784 | 72% |
| APRIL | 88,628 | - | - | 30,537 | 2,874 | 55,217 | 62% | \$ 58,091 | 95% |
| MAY | 71,048 | 11,937 | - | 27,155 | 1,141 | 30,814 | 43% | \$ 43,892 | 70% |
| JUNE | 84,723 | 8,581 | 607 | 23,482 | 3,137 | 48,916 | 58% | \$ 61,241 | 80% |
| | \$ 1,001,988 | \$ 103,275 | \$ 10,293 | \$ 370,570 | \$ 35,460 | \$ 482,390 | 48% | | 74% |

*WO: INSURANCE - Insurance, Medicaid, Medicare Contracts

**WO: OTHER - Elected Officials, Employees, Self Pay, Workers Comp, Misc

EMS COLLECTIONS FISCAL YEAR 2023

| | TOTAL CHARGES | WO: BAD DEBT | WO: CHARITY | WO: INSURANCE* | WO: OTHER** | COLLECTED | COLLECTION RATE | COLLECTED not including INSURANCES | COLLECTION RATE W/O INSURANCE |
|-----------|----------------------|---------------------|--------------------|-----------------------|--------------------|-------------------|------------------------|---|--------------------------------------|
| JULY | \$ 92,378 | \$ 13,471 | \$ 1,438 | \$ 29,934 | \$ 3,879 | \$ 43,656 | 47% | \$ 62,444 | 70% |
| AUGUST | 98,741 | 17,448 | 1,451 | 37,071 | 1,839 | 40,933 | 41% | \$ 61,670 | 66% |
| SEPTEMBER | 94,634 | 9,381 | - | 36,643 | 3,719 | 44,891 | 47% | \$ 57,991 | 77% |
| OCTOBER | 97,341 | 10,944 | - | 32,140 | 4,396 | 49,861 | 51% | \$ 65,201 | 76% |
| NOVEMBER | 85,262 | 14,341 | 642 | 30,908 | 1,272 | 38,099 | 45% | \$ 54,355 | 70% |
| DECEMBER | 97,344 | 13,170 | - | 33,986 | 220 | 49,968 | 51% | \$ 63,358 | 79% |
| JANUARY | 85,568 | 14,535 | - | 30,047 | 733 | 40,253 | 47% | \$ 55,521 | 73% |
| FEBRUARY | 65,095 | - | - | 32,003 | 1,241 | 31,850 | 49% | \$ 33,091 | 96% |
| MARCH | 76,912 | 13,000 | - | 29,440 | - | 34,472 | 45% | \$ 47,472 | 73% |
| APRIL | 84,092 | 16,030 | - | 22,746 | - | 45,316 | 54% | \$ 61,346 | 74% |
| MAY | 74,009 | 15,362 | - | 35,161 | - | 23,487 | 32% | \$ 38,848 | 60% |
| JUNE | | | | | | | | \$ | |
| | \$ 951,377 | \$ 93,291 | \$ 3,531 | \$ 200,682 | \$ 15,325 | \$ 267,408 | | | |

*WO: INSURANCE - Insurance, Medicaid, Medicare Contracts

**WO: OTHER - Elected Officials, Employees, Self Pay, Workers Comp, Misc

Hartsville-Trousdale Co Government
 Statement of Expenditures Summary by Obj by Fund
 May 2023

Fund : 118 Ambulance Service

| Account Number | Account Description | Budget Amount | Budget Amendments | Amended Budget | Month-to-Date Expenditures | Year-to-Date Expenditures | Outstanding Encumbrances | Unencumbered Balance | % Of Budget Exp |
|----------------|---|---------------|-------------------|----------------|----------------------------|---------------------------|--------------------------|----------------------|-----------------|
| 50000 | General Government | | | | | | | | |
| 55000 | Public Health And Welfare | | | | | | | | |
| 55130 | Ambulance/Emergency Medical Services | | | | | | | | |
| 131 | Medical Personnel | (520,000.00) | 70,000.00 | (450,000.00) | 30,603.76 | 307,790.29 | 0.00 | (142,209.71) | 68.40% |
| 147 | Truck Drivers | (57,074.00) | 27,776.00 | (29,298.00) | 0.00 | 29,298.00 | 0.00 | 0.00 | 100.00% |
| 162 | Clerical Personnel | (37,374.00) | 0.00 | (37,374.00) | 2,875.20 | 30,272.80 | 0.00 | (7,101.20) | 81.00% |
| 187 | Overtime Pay | (300,000.00) | (106,690.00) | (406,690.00) | 29,462.59 | 389,645.05 | 0.00 | (17,044.95) | 95.81% |
| 201 | Social Security | (56,696.00) | (7,453.00) | (64,149.00) | 3,750.59 | 45,512.87 | 0.00 | (18,636.13) | 70.95% |
| 204 | State Retirement | (53,770.00) | (6,891.00) | (60,661.00) | 3,443.29 | 30,788.75 | 0.00 | (29,872.25) | 50.76% |
| 207 | Medical Insurance | (126,480.00) | 0.00 | (126,480.00) | 7,644.00 | 77,218.00 | 0.00 | (49,262.00) | 61.05% |
| 212 | Employer Medicare | (13,259.00) | (1,742.00) | (15,001.00) | 877.16 | 13,371.73 | 0.00 | (1,629.27) | 89.14% |
| 306 | Bank Charges | (625.00) | 0.00 | (625.00) | 49.10 | 513.95 | 0.00 | (111.05) | 82.23% |
| 307 | Communication | (7,000.00) | 0.00 | (7,000.00) | 414.96 | 4,866.20 | 0.00 | (2,133.80) | 69.52% |
| 312 | Contracts With Private Agencies | (12,000.00) | (5,000.00) | (17,000.00) | 960.50 | 13,960.72 | 0.00 | (3,039.28) | 82.12% |
| 317 | Data Processing Services | (800.00) | 0.00 | (800.00) | 132.00 | 710.00 | 0.00 | (90.00) | 88.75% |
| 320 | Dues And Memberships | (500.00) | 0.00 | (500.00) | 0.00 | 0.00 | 0.00 | (500.00) | 0.00% |
| 322 | Evaluation And Testing | (800.00) | 0.00 | (800.00) | 58.00 | 1,058.00 | 0.00 | 258.00 | 132.25% |
| 332 | Legal Notices, Recording And Court Cost | (80.00) | 0.00 | (80.00) | 0.00 | 11.00 | 0.00 | (69.00) | 13.75% |
| 333 | Licenses | (1,500.00) | 0.00 | (1,500.00) | 0.00 | 1,618.14 | 688.00 | 806.14 | 153.74% |
| 335 | Maintenance And Repair Services-Buildir | (10,000.00) | 0.00 | (10,000.00) | 0.00 | 3,400.00 | 0.00 | (6,600.00) | 34.00% |
| 336 | Maintenance And Repair Services-Equipr | (2,500.00) | 0.00 | (2,500.00) | 0.00 | 2,868.29 | 0.00 | 368.29 | 114.73% |
| 337 | Maintenance And Repair Services-Office | (300.00) | 0.00 | (300.00) | 0.00 | 0.00 | 0.00 | (300.00) | 0.00% |
| 338 | Maintenance And Repair Services-Vehicl | (25,000.00) | 0.00 | (25,000.00) | 1,012.79 | 6,671.62 | 10,070.79 | (8,257.59) | 66.97% |
| 347 | Pest Control | (480.00) | 0.00 | (480.00) | 120.00 | 280.00 | 0.00 | (200.00) | 58.33% |
| 348 | Postal Charges | (700.00) | 0.00 | (700.00) | 0.00 | 619.50 | 0.00 | (80.50) | 88.50% |
| 349 | Printing, Stationery And Forms | (700.00) | 0.00 | (700.00) | 0.00 | 0.00 | 0.00 | (700.00) | 0.00% |
| 351 | Rentals | (3,500.00) | 0.00 | (3,500.00) | 224.58 | 2,593.14 | 0.00 | (906.86) | 74.09% |
| 353 | Towing Services | (100.00) | 0.00 | (100.00) | 0.00 | 65.00 | 0.00 | (35.00) | 65.00% |
| 355 | Travel | (1,000.00) | 0.00 | (1,000.00) | 0.00 | 324.00 | 108.00 | (568.00) | 43.20% |
| 399 | Other Contracted Services | (1,000.00) | 0.00 | (1,000.00) | 75.40 | 838.07 | 0.00 | (161.93) | 83.81% |
| 410 | Custodial Supplies | (1,500.00) | 0.00 | (1,500.00) | 42.99 | 1,398.10 | 114.64 | 12.74 | 100.85% |
| 413 | Drugs And Medical Supplies | (35,000.00) | 0.00 | (35,000.00) | 5,200.20 | 32,979.55 | 2,973.42 | 952.97 | 102.72% |
| 415 | Electricity | (6,000.00) | 0.00 | (6,000.00) | 709.49 | 4,519.12 | 0.00 | (1,480.88) | 75.32% |
| 425 | Gasoline | (20,000.00) | 0.00 | (20,000.00) | 1,410.15 | 16,743.14 | 0.00 | (3,256.86) | 83.72% |
| 434 | Natural Gas | (4,000.00) | 0.00 | (4,000.00) | 140.51 | 3,855.33 | 0.00 | (144.67) | 96.38% |
| 435 | Office Supplies | (1,500.00) | 0.00 | (1,500.00) | 0.00 | 648.44 | 66.06 | (785.50) | 47.63% |

Hartsville-Trousdale Co Government
 Statement of Expenditures Summary by Obj by Fund
 May 2023

Fund : 118 Ambulance Service

| Account Number | Account Description | Budget Amount | Budget Amendments | Amended Budget | Month-to-Date Expenditures | Year-to-Date Expenditures | Outstanding Encumbrances | Unencumbered Balance | % Of Budget Exp |
|------------------------|---|-----------------------|--------------------|-----------------------|----------------------------|---------------------------|--------------------------|----------------------|-----------------|
| 50000 | General Government | | | | | | | | |
| 55000 | Public Health And Welfare | | | | | | | | |
| 55130 | Ambulance/Emergency Medical Services | | | | | | | | |
| 451 | Uniforms | (8,000.00) | 0.00 | (8,000.00) | 0.00 | 3,138.16 | 4,795.93 | (65.91) | 99.18% |
| 454 | Water And Sewer | (2,500.00) | 0.00 | (2,500.00) | 131.57 | 1,568.78 | 0.00 | (931.22) | 62.75% |
| 499 | Other Supplies And Materials | 0.00 | 0.00 | 0.00 | 0.00 | 276.54 | 76.63 | 353.17 | 100.00% |
| 506 | Liability Insurance | (17,000.00) | 0.00 | (17,000.00) | 0.00 | 14,833.54 | 0.00 | (2,166.46) | 87.26% |
| 510 | Trustee's Commission | (21,000.00) | 0.00 | (21,000.00) | 446.11 | 21,249.66 | 0.00 | 249.66 | 101.19% |
| 513 | Workman's Compensation Insurance | (33,000.00) | 0.00 | (33,000.00) | 0.00 | 29,451.64 | 0.00 | (3,548.36) | 89.25% |
| 524 | In Service/Staff Development | (5,000.00) | 0.00 | (5,000.00) | 0.00 | 3,173.76 | 0.00 | (1,826.24) | 63.48% |
| 530 | Fines, Assessments, And Penalties | (15,200.00) | 0.00 | (15,200.00) | 0.00 | 18,084.13 | 0.00 | 2,884.13 | 118.97% |
| 599 | Other Charges | (1,000.00) | 0.00 | (1,000.00) | 63.78 | 1,651.81 | 0.00 | 651.81 | 165.18% |
| 719 | Office Equipment | (1,000.00) | 0.00 | (1,000.00) | 0.00 | 2,213.78 | 0.00 | 1,213.78 | 221.38% |
| 735 | Health Equipment | 0.00 | 0.00 | 0.00 | 0.00 | 0.00 | 106.87 | 106.87 | 100.00% |
| Total 55130 | Ambulance/Emergency | (1,404,938.00) | (30,000.00) | (1,434,938.00) | 89,848.72 | 1,120,080.60 | 19,000.34 | (295,857.06) | 79.38% |
| Total 55000 | Public Health And Welfare | (1,404,938.00) | (30,000.00) | (1,434,938.00) | 89,848.72 | 1,120,080.60 | 19,000.34 | (295,857.06) | 79.38% |
| Total 50000 | General Government | (1,404,938.00) | (30,000.00) | (1,434,938.00) | 89,848.72 | 1,120,080.60 | 19,000.34 | (295,857.06) | 79.38% |
| Total For Fund: | 118 | (1,404,938.00) | (30,000.00) | (1,434,938.00) | 89,848.72 | 1,120,080.60 | 19,000.34 | (295,857.06) | 79.38% |

Emergency Services Committee

H/TC VFD

June 7, 2023

Membership – 20 Active, 2 On Leave 4 Auxiliary

Officers: 2 Asst Chiefs 4 Lieutenants

Equipment Purchases Update

Foam – 10 – 5 gal buckets – **Delivered**

10 Flappers – **Delivered**

2 – 3" hard suction hose – **Delivered**

10 Streamlight lightbox LED lanterns – **Ordered**

30 Streamlight Helmet LED lights – **Ordered**

20 Carins Helmet Front Leather Patch - **Ordered**

6 SCBA air cylinders – **Delivered** SFMO Grant

Thermal Image Cameras – **Bidding Now** SFMO Grant

Hose: 10 Sections 1.75", 4 Sections 2", 4 Sections 3" - **Ordered**

Equipment Needed

Vent Master Roof Chainsaw - \$3,500

2 – 24' Extension Ladders - \$2,000

10 sets of Turnout Gear - \$30,000

New Brush Truck – Commitment Letter/Quote - \$238,535

Delivery December 2023, PO Pending

Wrecked Brush Truck – Repair at Blankenship Body Shop –

PO Pending

2023 Annual HTC VFD Call Summary

Jan 1 - May 31, 2023

| | | | | |
|---|--------------------|--|-----------|----------------|
| Structure Fires | | | 7 | 14.58% |
| Vehicle Fires | | | 5 | 10.42% |
| Grass, Brush, Woodland, Controlled Burn | | | 11 | 22.92% |
| Medical | | | 0 | 0.00% |
| Hazardous Condition, Service Calls | | | 7 | 14.58% |
| False Calls, Good Intention Calls | | | 17 | 35.42% |
| Rescue | | | 1 | 2.08% |
| | Total Calls | | 48 | 100.00% |

Mutual Aid

| | |
|----------|----|
| Received | 1 |
| Given | 15 |

Total Fire Dollar Loss \$405,650

| | |
|--|---------------|
| Civilian Fire Casualty | 0 |
| Fire Service Injuries | 0 |
| Civilian Fire Injuries | 0 |
| Total Manhours | 499.57 |
| Avg Personnel per call | 7.48 |
| Avg Trucks per call | 3 |
| Avg Response time minutes (all calls) | 8.1 |

Hartsville/Trousdale County Volunteer Fire Department

Mark Beeler

Interim Fire Chief

Summary By Incident Type

All Selected Fire Departments

Report Period: From 01/01/2023 to 05/31/2023

Calls By Incident Type

| | Frequency | Percent Of Total Calls | Mutual Aid None | Mutual Aid Given | Mutual Aid Received | Other Aid Given | Invalid Aid Flag | Exposures | Total Incidents |
|--|-----------|------------------------|-----------------|------------------|---------------------|-----------------|------------------|-----------|-----------------|
| FIRES | | | | | | | | | |
| Structure Fires (110-118, 120-123) | 7 | 14.58 % | 7 | 0 | 0 | 0 | 0 | 0 | 7 |
| Vehicle Fires (130-138) | 5 | 10.42 % | 5 | 1 | 0 | 0 | 0 | 0 | 6 |
| Other Fires (100, 140-173) | 11 | 22.92 % | 10 | 2 | 1 | 0 | 0 | 0 | 13 |
| Total Fires | 23 | 47.92 % | 22 | 3 | 1 | 0 | 0 | 0 | 26 |
| Pressure Ruptures, Explosion, Overheat (200-251) | 0 | 0.00 % | 0 | 0 | 0 | 0 | 0 | 0 | 0 |
| RESCUE CALLS | | | | | | | | | |
| Emergency Medical Treatment (300-) | 1 | 2.08 % | 1 | 6 | 0 | 0 | 0 | 0 | 7 |
| All Others (331-381) | 0 | 0.00 % | 0 | 0 | 0 | 0 | 0 | 0 | 0 |
| Total Rescue Calls | 1 | 2.08 % | 1 | 6 | 0 | 0 | 0 | 0 | 7 |
| Hazardous Condition Calls (400-482) | 7 | 14.58 % | 7 | 0 | 0 | 0 | 0 | 0 | 7 |
| Service Calls (500-571) | 0 | 0.00 % | 0 | 0 | 0 | 0 | 0 | 0 | 0 |
| Good Intent Calls (600-671) | 12 | 25.00 % | 12 | 5 | 0 | 0 | 0 | 0 | 17 |
| Severe Weather or Natural Disaster Calls (800-815) | 0 | 0.00 % | 0 | 1 | 0 | 0 | 0 | 0 | 1 |
| Special Incident Calls (900-911) | 0 | 0.00 % | 0 | 0 | 0 | 0 | 0 | 0 | 0 |
| Unknown Incident Type (UUU) | 0 | 0.00 % | 0 | 0 | 0 | 0 | 0 | 0 | 0 |
| FALSE CALLS | | | | | | | | | |
| Malicious Calls (710-715, 751) | 0 | 0.00 % | 0 | 0 | 0 | 0 | 0 | 0 | 0 |
| Other False Calls (700, 721-746) | 5 | 10.42 % | 5 | 0 | 0 | 0 | 0 | 0 | 5 |
| Total False Calls | 5 | 10.42 % | 5 | 0 | 0 | 0 | 0 | 0 | 5 |
| TOTAL CALLS | 48 | 100.00 % | 47 | 15 | 1 | 0 | 0 | 0 | 63 |

Total Incidents With Exposure Fires

0

Total Fire Dollar Loss

\$ 405,650.00

Total Exposure Fires

0

Total Dollar Loss

\$ 405,650.00


Casualty Summary

| | Civilian | Fire Service |
|-----------------------|----------|--------------|
| Fire Related Injuries | 0 | 0 |
| Non-Fire Injuries | 0 | 0 |
| Fire Related Deaths | 0 | 0 |
| Non-Fire Deaths | 0 | 0 |

Fire Report By FDID

Report Period: From 01/01/2023 to 05/31/2023

| FDID/FD Name | Fire Incident Type | # of Fires | % of Fires | Group Fires | % of Group |
|-------------------------------|-----------------------------|------------|-----------------|-------------|-----------------|
| 85111 | Structure Fires (110 - 123) | 7 | 30.43 % | 7 | 30.43 % |
| | Vehicle Fires (130 - 138) | 5 | 21.74 % | 5 | 21.74 % |
| Hartsville-Trousdale Cnty VFD | Outside Fires (140 - 173) | 11 | 47.83 % | 11 | 47.83 % |
| | All Other Fires (100) | 0 | 0.00 % | 0 | 0.00 % |
| Total Fires | | 23 | 100.00 % | 23 | 100.00 % |



- 11 - Structure Fire
- 13 - Mobile property (vehicle) fire
- 14 - Natural vegetation fire
- 15 - Outside rubbish fire
- 16 - Special outside fire

* Legend shows Incident Type followed by Description (description shortened to 25 characters).

Hartsville-Trousdale Co Government
 Statement of Expenditures Summary by Obj by Fund
 May 2023

Fund : 101 General

| Account Number | Account Description | Budget Amount | Budget Amendments | Amended Budget | Month-to-Date Expenditures | Year-to-Date Expenditures | Outstanding Encumbrances | Unencumbered Balance | % Of Budget Exp |
|--|--|---------------------|---------------------|---------------------|----------------------------|---------------------------|--------------------------|----------------------|-----------------|
| 50000 General Government | | | | | | | | | |
| 54000 Public Safety | | | | | | | | | |
| 54310 Fire Prevention And Control | | | | | | | | | |
| 189 | Other Salaries & Wages | (500.00) | 0.00 | (500.00) | 0.00 | 12.13 | 0.00 | (487.87) | 2.43% |
| 201 | Social Security | (31.00) | 0.00 | (31.00) | 0.00 | 0.75 | 0.00 | (30.25) | 2.42% |
| 204 | State Retirement | (29.00) | 0.00 | (29.00) | 0.00 | 0.00 | 0.00 | (29.00) | 0.00% |
| 212 | Employer Medicare | (7.00) | 0.00 | (7.00) | 0.00 | 0.18 | 0.00 | (6.82) | 2.57% |
| 316 | Contributions | (51,000.00) | 0.00 | (51,000.00) | 0.00 | 45,430.00 | 0.00 | (5,570.00) | 89.08% |
| 320 | Dues And Memberships | (200.00) | 0.00 | (200.00) | 0.00 | 0.00 | 0.00 | (200.00) | 0.00% |
| 322 | Evaluation And Testing | (2,000.00) | 0.00 | (2,000.00) | 0.00 | 750.00 | 0.00 | (1,250.00) | 37.50% |
| 332 | Legal Notices, Recording And Court Cost | (250.00) | 0.00 | (250.00) | 0.00 | 0.00 | 0.00 | (250.00) | 0.00% |
| 335 | Maintenance And Repair Services-Buildir | (2,500.00) | 0.00 | (2,500.00) | 0.00 | 0.00 | 0.00 | (2,500.00) | 0.00% |
| 336 | Maintenance And Repair Services-Equipr | (5,000.00) | 0.00 | (5,000.00) | 0.00 | 1,980.96 | 0.00 | (3,019.04) | 39.62% |
| 338 | Maintenance And Repair Services-Vehick | (20,000.00) | (26,000.00) | (46,000.00) | 347.41 | 12,900.69 | 522.48 | (32,576.83) | 29.18% |
| 347 | Pest Control | (360.00) | 0.00 | (360.00) | 0.00 | 240.00 | 0.00 | (120.00) | 66.67% |
| 353 | Towing Services | (500.00) | 0.00 | (500.00) | 0.00 | 0.00 | 0.00 | (500.00) | 0.00% |
| 355 | Travel | (2,000.00) | 0.00 | (2,000.00) | 0.00 | 0.00 | 0.00 | (2,000.00) | 0.00% |
| 410 | Custodial Supplies | (500.00) | 0.00 | (500.00) | 0.00 | 0.00 | 0.00 | (500.00) | 0.00% |
| 415 | Electricity | (2,500.00) | 0.00 | (2,500.00) | 147.49 | 1,812.97 | 0.00 | (687.03) | 72.52% |
| 418 | Equipment And Machinery Parts | (1,000.00) | 0.00 | (1,000.00) | 0.00 | 0.00 | 0.00 | (1,000.00) | 0.00% |
| 425 | Gasoline | (2,000.00) | 0.00 | (2,000.00) | 0.00 | 1,303.45 | 0.00 | (696.55) | 65.17% |
| 434 | Natural Gas | (3,000.00) | 0.00 | (3,000.00) | 99.05 | 2,583.75 | 0.00 | (416.25) | 86.13% |
| 435 | Office Supplies | (300.00) | 0.00 | (300.00) | 0.00 | 348.72 | 0.00 | 48.72 | 116.24% |
| 451 | Uniforms | (2,500.00) | 0.00 | (2,500.00) | 0.00 | 0.00 | 2,500.00 | 0.00 | 100.00% |
| 454 | Water And Sewer | (800.00) | 0.00 | (800.00) | 46.33 | 481.02 | 0.00 | (318.98) | 60.13% |
| 471 | Software | 0.00 | 0.00 | 0.00 | 0.00 | 20.00 | 0.00 | 20.00 | 100.00% |
| 499 | Other Supplies And Materials | (500.00) | 0.00 | (500.00) | 0.00 | 230.29 | 0.00 | (269.71) | 46.06% |
| 513 | Workman's Compensation Insurance | (2,700.00) | 0.00 | (2,700.00) | 0.00 | 2,496.00 | 0.00 | (204.00) | 92.44% |
| 524 | In Service/Staff Development | (3,000.00) | 0.00 | (3,000.00) | 0.00 | 0.00 | 0.00 | (3,000.00) | 0.00% |
| 599 | Other Charges | (1,000.00) | 0.00 | (1,000.00) | 0.00 | 87.00 | 0.00 | (913.00) | 8.70% |
| 708 | Communication Equipment | (5,000.00) | 0.00 | (5,000.00) | 0.00 | 0.00 | 625.36 | (4,374.64) | 12.51% |
| 709 | Data Processing Equipment | (3,000.00) | 0.00 | (3,000.00) | 0.00 | 0.00 | 0.00 | (3,000.00) | 0.00% |
| 718 | Motor Vehicles | 0.00 | (274,033.00) | (274,033.00) | 0.00 | 20.50 | 0.00 | (274,012.50) | 0.01% |
| 790 | Other Equipment | (12,000.00) | 0.00 | (12,000.00) | 0.00 | 19,140.42 | 7,252.19 | 14,392.61 | 219.94% |
| Total | 54310 Fire Prevention And Control | (124,177.00) | (300,033.00) | (424,210.00) | 640.28 | 89,838.83 | 10,900.03 | (323,471.14) | 23.75% |
| Total | 54000 Public Safety | (124,177.00) | (300,033.00) | (424,210.00) | 640.28 | 89,838.83 | 10,900.03 | (323,471.14) | 23.75% |

Hartsville-Trousdale Co Government
 Statement of Expenditures Summary by Obj by Fund
 May 2023

Fund : 111 Urban Services

| Account Number | Account Description | Budget Amount | Budget Amendments | Amended Budget | Month-to-Date Expenditures | Year-to-Date Expenditures | Outstanding Encumbrances | Unencumbered Balance | % Of Budget Exp |
|------------------------|------------------------------------|-------------------|-------------------|-------------------|----------------------------|---------------------------|--------------------------|----------------------|-----------------|
| 50000 | General Government | | | | | | | | |
| 54000 | Public Safety | | | | | | | | |
| 54310 | Fire Prevention And Control | | | | | | | | |
| 425 | Gasoline | (3,000.00) | 0.00 | (3,000.00) | 74.10 | 1,329.25 | 0.00 | (1,670.75) | 44.31% |
| 499 | Other Supplies And Materials | (1,500.00) | 0.00 | (1,500.00) | 0.00 | 0.00 | 0.00 | (1,500.00) | 0.00% |
| 599 | Other Charges | (5,000.00) | 0.00 | (5,000.00) | 0.00 | 0.00 | 3,000.00 | (2,000.00) | 60.00% |
| Total 54310 | Fire Prevention And Control | (9,500.00) | 0.00 | (9,500.00) | 74.10 | 1,329.25 | 3,000.00 | (5,170.75) | 45.57% |
| Total 54000 | Public Safety | (9,500.00) | 0.00 | (9,500.00) | 74.10 | 1,329.25 | 3,000.00 | (5,170.75) | 45.57% |
| Total 50000 | General Government | (9,500.00) | 0.00 | (9,500.00) | 74.10 | 1,329.25 | 3,000.00 | (5,170.75) | 45.57% |
| Total For Fund: | 111 | (9,500.00) | 0.00 | (9,500.00) | 74.10 | 1,329.25 | 3,000.00 | (5,170.75) | 45.57% |

Rescue monthly reports

April

Training: Extrication was completed and members obtained certification
2 members completed EVOG/VKF instructor certification .

Vehicle: Rescue 1 was out of service for an antifreeze leak and was fixed.

Rescue 2- out of service

Rescue 3- out of service

Rescue 4- in service

Boat 1- in service

Both UTV- in service

ATV- in service

Response: no major response calls other than our normal medical, MVA and Manpower.

May

Training: 1 member obtained swift-water Rescue level 1 certification

Vehicles:

Rescue 1 in service

Rescue 2- out of service

Rescue 3- out of service

Rescue 4- in service

Boat 1- in service

Both UTV- in service

ATV- in service

Grant: I signed and accepted the rescue squad grant that will be used for turnout gear. We were awarded \$5,244.00 which will be used to purchase 2 more sets.

Equipment:

Gear- 10 members were sized and gear ordered.

New vehicle- 2023 Chevy Tahoe was purchased, tagged and insured. It is in service for non emergency responses. It is being scheduled for emergency equipment installation.

New response app is being tested under a 2 month trial. This Has more capabilities than the current one we use and is able to be interlinked with CAD to provide us more details of the call being dispatched. If successful and works we will be switching to this and eliminating our current app.

Hartsville-Trousdale Co Government
 Statement of Expenditures Summary by Obj by Fund
 May 2023

Fund : 101 General

| Account Number | Account Description | Budget Amount | Budget Amendments | Amended Budget | Month-to-Date Expenditures | Year-to-Date Expenditures | Outstanding Encumbrances | Unencumbered Balance | % Of Budget Exp |
|------------------------|---|--------------------|--------------------|---------------------|----------------------------|---------------------------|--------------------------|----------------------|-----------------|
| 50000 | General Government | | | | | | | | |
| 54000 | Public Safety | | | | | | | | |
| 54420 | Rescue Squad | | | | | | | | |
| 189 | Other Salaries & Wages | (550.00) | 0.00 | (550.00) | 0.00 | 0.00 | 0.00 | (550.00) | 0.00% |
| 199 | Other Per Diem & Fees | 0.00 | 0.00 | 0.00 | 0.00 | 0.00 | 0.00 | 0.00 | 100.00% |
| 201 | Social Security | (34.00) | 0.00 | (34.00) | 0.00 | 0.00 | 0.00 | (34.00) | 0.00% |
| 204 | State Retirement | (32.00) | 0.00 | (32.00) | 0.00 | 0.00 | 0.00 | (32.00) | 0.00% |
| 212 | Employer Medicare | (8.00) | 0.00 | (8.00) | 0.00 | 0.00 | 0.00 | (8.00) | 0.00% |
| 307 | Communication | (2,000.00) | 0.00 | (2,000.00) | 0.00 | 1,560.00 | 0.00 | (440.00) | 78.00% |
| 316 | Contributions | (15,500.00) | 0.00 | (15,500.00) | 0.00 | 7,530.00 | 0.00 | (7,970.00) | 48.58% |
| 320 | Dues And Memberships | 0.00 | 0.00 | 0.00 | 0.00 | 200.00 | 0.00 | 200.00 | 100.00% |
| 322 | Evaluation And Testing | (1,500.00) | 0.00 | (1,500.00) | 0.00 | 144.00 | 0.00 | (1,356.00) | 9.60% |
| 335 | Maintenance And Repair Services-Buildir | (1,000.00) | 0.00 | (1,000.00) | 0.00 | 134.90 | 0.00 | (865.10) | 13.49% |
| 336 | Maintenance And Repair Services-Equipr | (2,000.00) | 0.00 | (2,000.00) | 64.99 | 232.69 | 0.00 | (1,767.31) | 11.63% |
| 338 | Maintenance And Repair Services-Vehicl | (2,000.00) | 0.00 | (2,000.00) | 194.53 | 2,326.95 | 0.00 | 326.95 | 116.35% |
| 353 | Towing Services | (800.00) | 0.00 | (800.00) | 0.00 | 65.00 | 0.00 | (735.00) | 8.13% |
| 355 | Travel | (1,500.00) | 0.00 | (1,500.00) | 0.00 | 0.00 | 827.85 | (672.15) | 55.19% |
| 415 | Electricity | (1,500.00) | 0.00 | (1,500.00) | 207.56 | 1,183.54 | 0.00 | (316.46) | 78.90% |
| 425 | Gasoline | (1,500.00) | 0.00 | (1,500.00) | 0.00 | 918.54 | 0.00 | (581.46) | 61.24% |
| 434 | Natural Gas | (3,500.00) | 0.00 | (3,500.00) | 78.32 | 3,221.89 | 0.00 | (278.11) | 92.05% |
| 451 | Uniforms | (2,500.00) | 0.00 | (2,500.00) | 0.00 | 938.29 | 0.00 | (1,561.71) | 37.53% |
| 524 | In Service/Staff Development | (3,500.00) | 0.00 | (3,500.00) | 225.00 | 1,255.00 | 1,445.00 | (800.00) | 77.14% |
| 599 | Other Charges | (1,000.00) | 0.00 | (1,000.00) | 0.00 | 653.16 | 0.00 | (346.84) | 65.32% |
| 708 | Communication Equipment | (1,000.00) | 0.00 | (1,000.00) | 0.00 | 0.00 | 3,009.12 | 2,009.12 | 300.91% |
| 711 | Furniture And Fixtures | (500.00) | 0.00 | (500.00) | 0.00 | 0.00 | 0.00 | (500.00) | 0.00% |
| 718 | Motor Vehicles | 0.00 | (53,610.00) | (53,610.00) | 0.00 | 0.00 | 0.00 | (53,610.00) | 0.00% |
| 719 | Office Equipment | (500.00) | 0.00 | (500.00) | 0.00 | 0.00 | 0.00 | (500.00) | 0.00% |
| 724 | Site Development | (1,500.00) | 0.00 | (1,500.00) | 0.00 | 0.00 | 0.00 | (1,500.00) | 0.00% |
| 790 | Other Equipment | (10,000.00) | (31,500.00) | (41,500.00) | 0.00 | 487.26 | 95,328.68 | 54,315.94 | 230.88% |
| Total 54420 | Rescue Squad | (53,924.00) | (85,110.00) | (139,034.00) | 770.40 | 20,851.22 | 100,610.65 | (17,572.13) | 87.36% |
| Total 54000 | Public Safety | (53,924.00) | (85,110.00) | (139,034.00) | 770.40 | 20,851.22 | 100,610.65 | (17,572.13) | 87.36% |
| Total 50000 | General Government | (53,924.00) | (85,110.00) | (139,034.00) | 770.40 | 20,851.22 | 100,610.65 | (17,572.13) | 87.36% |
| Total For Fund: | 101 | (53,924.00) | (85,110.00) | (139,034.00) | 770.40 | 20,851.22 | 100,610.65 | (17,572.13) | 87.36% |